


HIGHER SECONDARY FINAL EXAMINATION, 2024
DISTRICT WISE PERFORMANCE REPORT
STREAM : COMMERCE

DISTRICT NAME	TOTAL APPEARED	1ST. DIVISION	2nd. DIVISION	3rd. DIVISION	TOTAL PASSED	PASS PERCENTAGE
BAJALI	97	56	37	1	94	96.91
BAKSA	97	58	29	6	93	95.88
BARPETA	588	199	266	90	555	94.39
BISWANATH	373	108	99	59	266	71.31
BONGAIGAON	281	58	122	75	255	90.75
CACHAR	1025	395	405	117	917	89.46
CHARAIDEO	267	113	80	63	256	95.88
CHIRANG	87	40	22	16	78	89.66
DARRANG	420	187	151	37	375	89.29
DHEMAJI	478	71	146	205	422	88.28
DHUBRI	145	30	25	34	89	61.38
DIBRUGARH	1142	452	354	201	1007	88.18
DIMA HASAO	184	8	43	96	147	79.89
GOALPARA	309	82	103	79	264	85.44
GOLAGHAT	581	152	167	155	474	81.58
HAILAKANDI	197	73	60	26	159	80.71
HOJAI	482	258	156	41	455	94.40
JORHAT	532	216	180	65	461	86.65
KAMRUP(METRO)	3131	1205	1147	518	2870	91.66
KAMRUP(RURAL)	732	253	334	89	676	92.35
KARBI ANGLONG	559	132	219	141	492	88.01
KARIMGANJ	419	130	122	98	350	83.53
KOKRAJHAR	196	32	58	71	161	82.14
LAKHIMPUR	398	84	164	100	348	87.44
MAJULI	35	4	15	10	29	82.86
MORIGAON	315	115	109	45	269	85.40
NAGAON	814	321	334	113	768	94.35
NALBARI	246	89	121	24	234	95.12
SIVASAGAR	388	172	152	54	378	97.42
SONITPUR	840	301	240	190	731	87.02
SOUTH SALMARA	33	1	17	11	29	87.88
TAMULPUR	133	34	78	15	127	95.49
TINSUKIA	1451	374	409	283	1066	73.47
UDALGURI	305	95	118	63	276	90.49
WEST KARBI ANGLONG	27	17	5	3	25	92.59
GRAND TOTAL :	17307	5915	6087	3194	15196	87.80


9th May, 2024
 Guwahati – 781 021


 (Pulak Patgiri, ACS)
 Secretary
 Assam Higher Secondary Education Council
 Bamunimaidam, Guwahati –781021

HIGHER SECONDARY FINAL EXAMINATION, 2024
DISTRICT WISE PERFORMANCE REPORT
 STREAM : SCIENCE

DISTRICT NAME	TOTAL APPEARED	1ST. DIVISION	2nd. DIVISION	3rd. DIVISION	TOTAL PASSED	PASS PERCENTAGE
BAJALI	1361	861	292	126	1279	93.98
BAKSA	556	363	123	47	533	95.86
BARPETA	4967	2100	1728	754	4582	92.25
BISWANATH	753	373	197	89	659	87.52
BONGAIGAON	774	258	245	165	668	86.30
CACHAR	1910	865	513	194	1572	82.30
CHARAIDEO	526	232	145	89	466	88.59
CHIRANG	452	161	166	72	399	88.27
DARRANG	1503	677	476	228	1381	91.88
DHEMAJI	2791	929	1046	565	2540	91.01
DHUBRI	2626	814	995	488	2297	87.47
DIBRUGARH	2530	1480	584	281	2345	92.69
DIMA HASAO	254	22	124	80	226	88.98
GOALPARA	2550	703	958	547	2208	86.59
GOLAGHAT	1075	475	375	125	975	90.70
HAILAKANDI	986	281	370	140	791	80.22
HOJAI	1840	1095	374	216	1685	91.58
JORHAT	1876	1203	449	131	1783	95.04
KAMRUP(METRO)	3007	1376	911	459	2746	91.32
KAMRUP(RURAL)	4319	1845	1458	711	4014	92.94
KARBI ANGLONG	894	216	302	252	770	86.13
KARIMGANJ	1220	590	363	115	1068	87.54
KOKRAJHAR	1012	323	358	166	847	83.70
LAKHIMPUR	2202	768	794	366	1928	87.56
MAJULI	378	81	102	119	302	79.89
MORIGAON	939	286	367	172	825	87.86
NAGAON	3259	1702	868	394	2964	90.95
NALBARI	1684	776	566	190	1532	90.97
SIVASAGAR	1376	859	408	76	1343	97.60
SONITPUR	1534	829	367	146	1342	87.48
SOUTH SALMARA	1091	245	513	223	981	89.92
TAMULPUR	494	215	233	36	484	97.98
TINSUKIA	918	380	250	148	778	84.75
UDALGURI	803	169	319	152	640	79.70
GRAND TOTAL :	54460	23552	17339	8062	48953	89.88

9th May, 2024
 Guwahati – 781 021



 (Pulak Patgiri, ACS)
 Secretary
 Assam Higher Secondary Education Council
 Bamunimaidam, Guwahati –781021

**HIGHER SECONDARY FINAL EXAMINATION, 2024
DISTRICT WISE PERFORMANCE REPORT**

STREAM : ARTS

DISTRICT NAME	TOTAL APPEARED	1ST. DIVISION	2nd. DIVISION	3rd. DIVISION	TOTAL PASSED	PASS PERCENTAGE
BAJALI	1640	424	736	410	1570	95.73
BAKSA	3988	996	1889	1001	3886	97.44
BARPETA	9299	1168	2842	4360	8370	90.01
BISWANATH	4912	1068	1625	1792	4485	91.31
BONGAIGAON	4577	714	1455	1972	4141	90.47
CACHAR	8879	1315	2256	3018	6589	74.21
CHARAIDEO	2815	804	825	937	2566	91.15
CHIRANG	3801	660	1149	1435	3244	85.35
DARRANG	6454	2494	2478	1262	6234	96.59
DHEMAJI	6772	1039	3031	2276	6346	93.71
DHUBRI	7772	958	1730	3903	6591	84.80
DIBRUGARH	6777	1734	2261	2324	6319	93.24
DIMA HASAO	1874	160	693	726	1579	84.26
GOALPARA	5674	729	1405	2607	4741	83.56
GOLAGHAT	7234	1660	2284	2843	6787	93.82
HAILAKANDI	3465	646	1058	1110	2814	81.21
HOJAI	5073	1342	1508	1490	4340	85.55
JORHAT	5663	1766	2154	1461	5381	95.02
KAMRUP(METRO)	6901	1427	2070	2665	6162	89.29
KAMRUP(RURAL)	11268	1929	3555	4696	10180	90.34
KARBI ANGLONG	6089	449	1173	2950	4572	75.09
KARIMGANJ	6338	1942	2084	1556	5582	88.07
KOKRAJHAR	7714	772	1891	3869	6532	84.68
LAKHIMPUR	9088	1979	4014	2578	8571	94.31
MAJULI	2129	346	779	852	1977	92.86
MORIGAON	6344	1175	2339	2433	5947	93.74
NAGAON	9231	2540	3418	2715	8673	93.96
NALBARI	6729	1766	2750	2013	6529	97.03
SIVASAGAR	5505	1625	2078	1577	5280	95.91
SONITPUR	6936	1232	1893	2913	6038	87.05
SOUTH SALMARA	2121	266	710	864	1840	86.75
TAMULPUR	3476	480	1398	1320	3198	92.00
TINSUKIA	5212	1565	1788	1371	4724	90.64
UDALGURI	7055	1046	1739	2770	5555	78.74
WEST KARBI ANGLONG	1690	283	474	706	1463	86.57
GRAND TOTAL :	200495	40499	65532	72775	178806	89.18

9th May, 2024
Guwahati – 781 021


 (Pulak Patgiri, ACS)
 Secretary
 Assam Higher Secondary Education Council
 Bamunimaidam, Guwahati –781021